



HONDA

CR-V



ENDLESS SUPREMACY

The world makes way for supremacy. For those with the power to rule the road.

The world stands still for boldness. For unmistakable style inside and out.

For undeniable safety with class-leading Honda SENSING,
the pioneer in advanced safety technology.

The ultimate SUV, always CR-V.

Its advantage is undeniable, its legacy unquestionable.

Belonging to those who truly desire

ENDLESS SUPREMACY.





SUPREMACY THAT CAPTIVATES

Its powerful frame looms large. Its unmistakable silhouette demands attention. The CR-V imposes authority wherever it goes.



LED HEADLIGHTS WITH LED DAYTIME RUNNING LIGHTS

The LED Headlights illuminate the night and stand out in the day with the LED DRL, maintaining the CR-V's distinct identity in light and darkness.



LED FOG LIGHTS

LED Fog Lights boost brightness and enhance visibility in low-light conditions.



REMOTE ENGINE START

Don't wait to get ahead. The class-leading feature initiates the engine and air conditioning before you enter the car with a starter button on the smart key.



HANDS-FREE POWER TAILGATE

Simply raise your foot under the rear bumper and the Hands-Free Power Tailgate will rise automatically, allowing effortless access to the CR-V's boot space.



TAILGATE SPOILER AND LED TAILLIGHTS

A sleek tailgate spoiler and LED taillights accentuate the CR-V's stand-out attitude.



TWIN TAILPIPE CHROME FINISH

A new sleek exhaust design and tailpipe finish completes the CR-V's fierce presence.



REMOTE RETRACTABLE DOOR MIRRORS WITH TURNING LIGHTS

Prepare for your journey immediately with Remote Retractable Door Mirrors that unfold as soon as you open the door. Retract them again with ease at the push of a button.



DUAL TONE ALLOY WHEELS


Dual Tone Alloy Wheels complete the CR-V's bold and dynamic exterior.

SUPREMACY DOMINATES

Challenge every limit. Conquer any distance. CR-V embodies the power to dominate with a turbocharged engine and 4WD Drivetrain designed to take the lead.

1.5L VTEC TURBOCHARGED ENGINE

With its cutting-edge 1.5L turbocharged engine, the CR-V easily keeps pace with 2.4L engines. Achieving a mileage of 6.8L/100km[#], it guarantees fuel efficiency without compromising power.



[#]Based on UN R101 Test Result.

Actual model, features and specifications may vary in detail from image shown. Subject to change without prior notice.



4WD DRIVING PERFORMANCE

The CR-V is engineered to adapt to all road conditions with its 4WD capability, enhancing engine torque for greater traction, acceleration and stability.



ECON MODE

Boost endurance and go the distance with improved fuel efficiency at the push of a button.



PADDLE SHIFT

Keep hold of the steering wheel while changing gears for a truly exciting and seamless drive.



SUPREMACY WITH REFINED ELEGANCE

Drive on instinct. Never miss a beat. The CR-V's accessible control surfaces put you right where you belong: **IN CHARGE.**



7" TFT METER

The CR-V is designed to be admired, not just driven. Its meter cluster provides comprehensive, real-time insight into the processes that drive your car.



7" ADVANCED DISPLAY AUDIO

Experience intuitive access to menu controls with a sensitive, easy to navigate touchscreen interface.



HANDS-FREE TELEPHONE WITH VOICE COMMAND

Activate voice navigation for all menus with the push of a button, allowing you to make and take calls without diverting your attention from the road.



PUSH START BUTTON

Go forth with your CR-V and command the day with the push of a button.



SMARTPHONE CONNECTIVITY

Enjoy uninterrupted, seamless access to your smartphone apps. Navigate your way, listen to your favourite music and stay connected via Apple CarPlay™ or Android Auto™*.



4WD TORQUE DISTRIBUTION MONITOR

Keep track of torque distribution as the CR-V automatically adjusts directional stability, improving driving control.



DRIVER ATTENTION MONITOR

With intuitive technology, the CR-V keeps you alert using sounds and vibrations if your attention level drops.



CALL FUNCTION



MUSIC DISPLAY



FM RADIO DISPLAY

*Android Auto™ will be available upon official launch of the service in Malaysia. Actual model, features and specifications may vary in detail from images shown. Subject to change without prior notice.



SUPREMACY SURROUNDS YOU

The CR-V's spacious and quiet cabin is complemented with fine, crafted finishes that make every journey a pleasure for all.

LEATHER[^] UPHOLSTERY

Finely upholstered leather[^] seats establish an elegant, prestigious ambience throughout the cabin.

[^]Combination Leather.

Actual model, features and specifications may vary in detail from image shown. Subject to change without prior notice.



LOW BOOT CLEARANCE

A lower boot clearance reduces exertion when loading and unloading the rear with cargo.



SUPERIOR SPACE

The CR-V's roomy interior assures passenger comfort at all times. Adjustable folding seats enhance this sense of spaciousness.



8-WAY DRIVER POWER SEAT WITH 4-WAY LUMBAR SUPPORT

Configure your driving position to your posture with an 8-way powered seat and 4-way lumbar support. Multiple settings allow precise adjustments for a tranquil driving experience.



DUAL ZONE AIR CONDITIONING

Dual Zone Air Conditioning lets you customise cabin temperature to your personal preferences - whether you're at the wheel or enjoying the ride from the passenger seat.



REAR AIR CONDITIONING VENTILATION & USB CHARGING PORTS

Rear Air Conditioning Ventilation and dedicated backseat USB charging ports extend convenience and comfort to passengers seated at the rear of the cabin.



MULTI-FUNCTION CENTRE CONSOLE

The adjustable Multi-Function Centre Console allocates secure storage for large and small items, allowing for efficient space management.

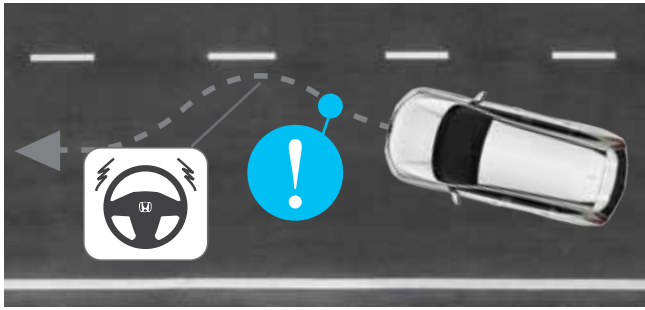
Honda
SENSING

SUPREMACY SENSES IN ADVANCE

Experience driver-assistive technologies with the enhanced Honda SENSING**. Equipped with 8 technologically advanced safety features, the CR-V utilises a front camera and radar to alert you to imminent danger, which reduces the likelihood of collision.

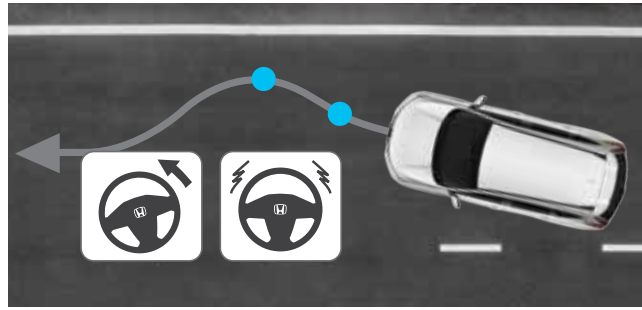


**Honda SENSING alerts and assists drivers to drive safely on the road. Honda SENSING functions best in conducive weather and visibility conditions. Keep the camera and radar clean and unobstructed for optimum performance. Despite the capabilities of Honda SENSING, drivers remain responsible for safely operating the vehicle and avoiding collisions. Drivers should always keep their hands on the steering wheel and be in control of their driving behaviour at all times.



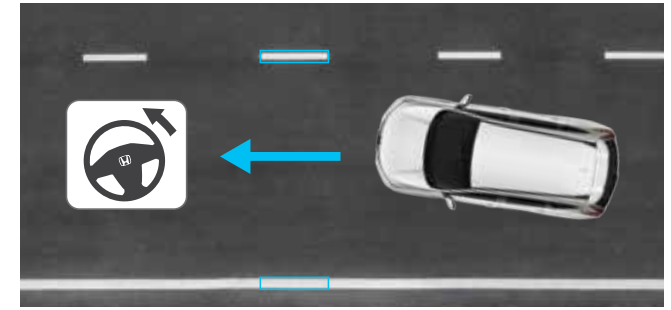
LANE DEPARTURE WARNING

The steering wheel vibrates and alerts you to correct your path when you drift out of the lane without activating your turn signal.




ROAD DEPARTURE MITIGATION

If you veer too close to the edge of the road, Road Departure Mitigation intervenes to alert you, correct your steering, and apply brakes to get you back on track.



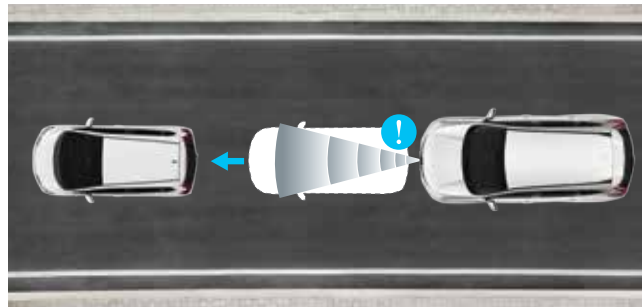
LANE KEEP ASSIST SYSTEM

If you stray off course, the Lane Keep Assist System alerts and steps in to support you, applying advanced intelligence to correct your steering and guide the car back to the centre of the lane.



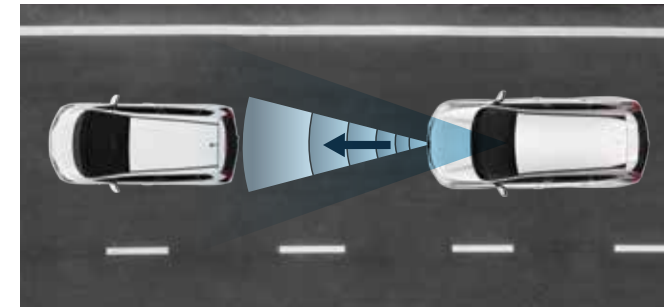
AUTO HIGH BEAM

Navigate safely at night with headlights that automatically switch from high beam to low beam when a car approaches from the opposite direction.



FORWARD COLLISION WARNING

When there is a risk of collision with the car ahead, you will receive audio and visual alerts.




ADAPTIVE CRUISE CONTROL

Stay at a safe distance by setting a fixed cruising speed between your car and the car ahead of you. (Works together with Low Speed Follow)



COLLISION MITIGATION BRAKING SYSTEM

When there's an increasing risk of collision, brakes will be applied to slow down or completely stop the car.



LOW SPEED FOLLOW

Reactive intelligence automatically starts and stops the CR-V with the flow of traffic. (Works together with Adaptive Cruise Control)

SUPREMACY IN SAFETY

Confidence is knowing you're always protected. The CR-V's formidable protective measures keep you out of harm's way on every journey.



6 AIRBAGS

6 airbags located in the cabin provide multi-directional protection from impact to the front and sides, cushioning all occupants and maximising safety.



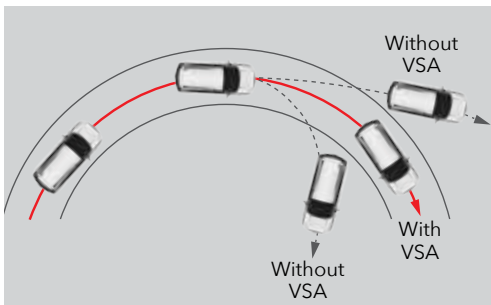
HILL START ASSIST (HSA)

Hill Start Assist keeps the CR-V stationary and prevents downhill movement when releasing your brakes.



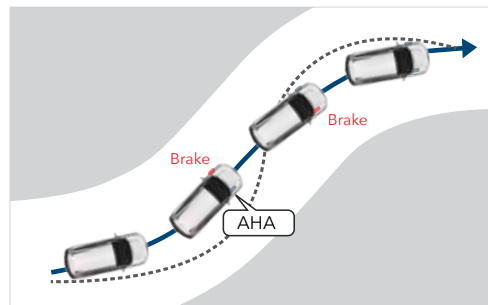
EMERGENCY STOP SIGNAL (ESS)

During emergency braking situations, the CR-V's taillights and hazard lights flash rapidly to alert other drivers.



VEHICLE STABILITY ASSIST (VSA)

Drive safely with true confidence. The CR-V's VSA gently corrects understeer and oversteer when turning, maintaining stability and agility around the sharpest corners.



AGILE HANDLING ASSIST (AHA)

Drive with full control at every turn. When cornering, AHA automatically applies brake pressure to individual wheels, removing the need for corrective steering.




WALK AWAY AUTO LOCK

Exit the CR-V worry-free with the auto lock function that automatically secures the vehicle if the door is unlocked for 30 seconds, or you walk 1.5 metres away.



ISOFIX I-Size Type

Be at ease knowing your child's safety is prioritised with ISOFIX anchor points that meet international standards.



MULTI-ANGLE REAR VIEW CAMERA

A camera always watches your back and removes blind spots when parking by providing a comprehensive view of rear angles.



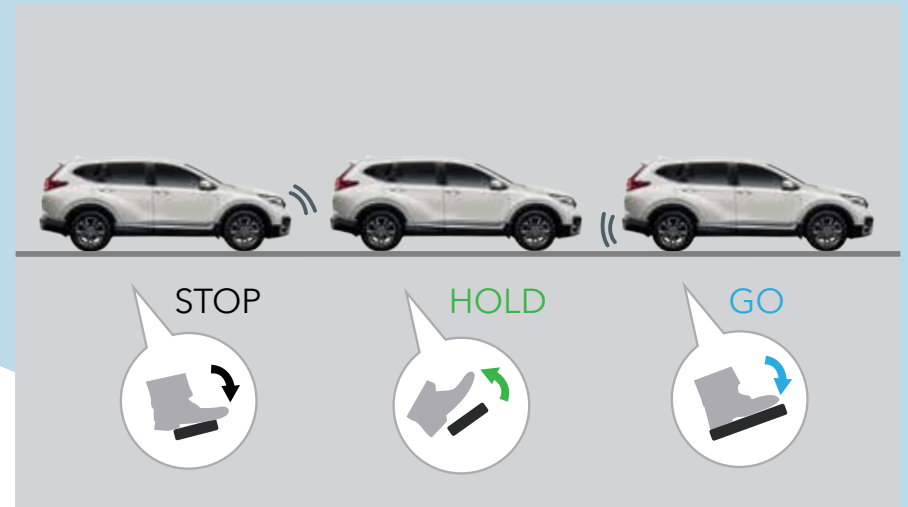
Honda LaneWatch

LaneWatch eliminates your blind spots and provides an extra pair of eyes with a camera on the passenger side mirror.



ELECTRIC PARKING BRAKE

Keep the CR-V stationary with the pull of a switch. The Electric Parking Brake ensures steady brakes with minimum effort.



AUTO BRAKE HOLD (ABH)

Enjoy stress-free driving in heavy traffic with ABH, which relieves the fatigue of frequent braking by applying brake pressure for you.



SUPREMACY DEFINED

Forge a truly distinctive identity wherever
you go with premium Honda Genuine and
Authorised Accessories.



Modulo
Honda Custom Performance
Honda Genuine Accessories

MODULO PACKAGE



Front Lower Garnish



Running Board



Front Corner Garnish



Rear Corner Garnish

URBAN PACKAGE



Foot Light



Illuminated Side Step




Rear Bumper Protector

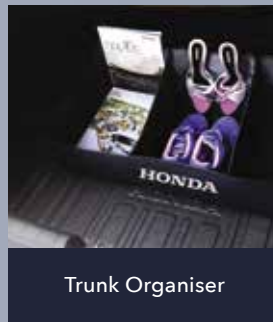


Door Visor

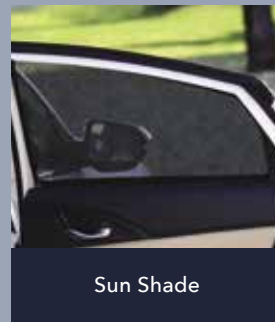
UTILITY PACKAGE




Cargo Tray




Trunk Organiser



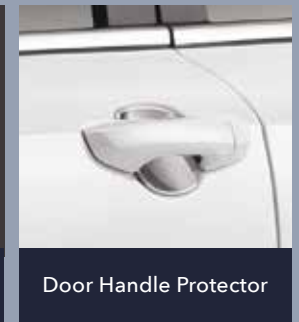
Sun Shade



Reflective Film



Car Cover



Door Handle Protector

PROTECTION PACKAGE



Wheel Lock Nut



Ultra Window Coating



Ultra Glass Body Coating

OTHER ITEMS

Honda Authorised Window Tint Film

Tint Film Package	TSER*
Horizon Safety	50%
Horizon Safety +	58%
Ray Barrier 4 +	60%
Ray Barrier 6 +	60%
Horizon Security Premium +	60%
Ray Barrier 4 Black Pearl	62%
Ray Barrier 6 Black Pearl	62%

*Total Solar Energy Rejection (% reflects highest performance window in a package)

Honda Recommended Digital Video Recorder (DVR)



SPECIFICATIONS

GRADE	2.0 2WD	1.5 TC-P 2WD	BLACK EDITION	1.5 TC-P 4WD
ENGINE				
Engine Type	4 Cylinder, 16 Valve, SOHC i-VTEC		4 Cylinder, 16 Valve, DOHC VTEC TURBO	
Displacement (cc)	1,997		1,498	
Fuel Supply System	Electronic Fuel Injection (PGM-FI)			
Max Power [PS (kW) @ rpm]	154 (113) @ 6,500		193 (142) @ 5,600	
Max Torque [Nm (kg-m) @ rpm]	189 (19.3) @ 4,300		243 (24.8) @ 2,000 - 5,000	
TRANSMISSION				
Transmission Type	Continuous Variable Transmission (CVT)			
PERFORMANCE				
Maximum Speed (km/h)	192		200	
Acceleration [0 → 100 km/h (secs)]	11.5		8.9	
Fuel Consumption (L/100km)	7.3		6.8	
STEERING SYSTEM				
Type	Electric Power Steering (EPS)			
Turning Radius at Body (m)	5.90			
SUSPENSION SYSTEM				
Front	MacPherson Strut			
Rear	Multi Link			
BRAKE SYSTEM				
Front	Ventilated Disc			
Rear	Solid Disc			
Parking Brake	Electric Parking Brake			
TYRES & WHEELS				
Alloy Wheels	17"		18"	
Tyre Size	235/65R17		235/60R18	
Spare Wheel	17"		18"	
DIMENSIONS				
Length x Width x Height (mm)	4,623 x 1,855 x 1,679			4,623 x 1,855 x 1,689
Wheelbase (mm)	2,660			
Tread Front/Rear (mm)	1,601 / 1,617			1,598 / 1,613
Curb Weight (kg)	1,521		1,549	
Boot Capacity (Litre) Rear Seat Up	522			
Boot Capacity (Litre) Rear Seat Down	1,084			
Ground Clearance (mm)	198			208



Platinum White Pearl
(NH-883P)



Lunar Silver Metallic
(NH-830M)



Modern Steel Metallic
(NH-797M)



Dark Olive Metallic
(G-546M)



Passion Red Pearl
(R-539P)



Crystal Black Pearl
(NH-731P)*

MAJOR EQUIPMENT

GRADE	2.0 2WD	1.5 TC-P 2WD	BLACK EDITION	1.5 TC-P 4WD
EXTERIOR				
Headlights	LED			
Auto Headlights	•	•	•	•
Daytime Running Lights	LED			
Front Fog Lights	LED			
Side Mirrors with Turning Lights	•	•	•	•
Outer Door Handle	Body Colour			
Tailgate Spoiler	•	•	•	•
Auto Leveling Headlights	•	•	•	•
Hands-Free Power Tailgate	-	•	•	•
Twin Tailpipe Chrome Finish	-	•	•	•
INTERIOR & CONTROL				
Remote Engine Start	-	•	•	•
Walk Away Auto Lock	•	•	•	•
Smart Entry with Push Start Button	•	•	•	•
Paddle Shift	•	•	•	•
Cruise Control	•	•	•	•
ECON Button	•	•	•	•
Meter Cluster	7" TFT Meter			
Air Conditioning	Dual Auto			
Rear Air Conditioning Ventilation	•	•	•	•
Auto Dim Rear View Mirror	•	•	•	•
Steering Wheel	Leather^			
Upholstery	Leather^			
Premium Interior Garnish	-	•	•	•
8-Way Driver Power Seat	•	•	•	•
Lumbar Support	•	•	•	•
4-Way Passenger Power Seat	•	•	•	•
60:40 Seats	•	•	•	•
One-Touch Folding Seat	•	•	•	•
Auto Front Wiper	-	•	•	•
Rear Wiper System	•	•	•	•
Remote Retractable Door Mirror	•	•	•	•
Sunglass Holder	•	•	•	•
Tonneau Cover	•	•	•	•
Rear USB Charger	2	2	2	2
Active Noise Control	2 Microphones			

Honda Service Package



5-year
Warranty
with Unlimited
Mileage.**



Applicable up to 5 times within
100,000km or 5 years.



**Terms and conditions apply.

GRADE	2.0 2WD	1.5 TC-P 2WD	BLACK EDITION	1.5 TC-P 4WD
AUDIO				
Audio System	7" Advanced Display Audio			
Apple CarPlay™ & Android Auto™ Connectivity**	•	•	•	•
USB Port	2	2	2	2
Hands-Free Telephone (HFT)	•	•	•	•
Speakers	8	8	8	8
Voice Command	•	•	•	•
SAFETY & SECURITY				
Dual Front SRS Airbags	•	•	•	•
Side Airbags	•	•	•	•
Side Curtain Airbags	•	•	•	•
Driver Seatbelt Reminder	•	•	•	•
Assistant Seatbelt Reminder	•	•	•	•
Rear Seatbelt Reminder	•	•	•	•
ISOFIX I-Size Type	•	•	•	•
Vehicle Stability Assist (VSA)	•	•	•	•
Agile Handle Assist (AHA)	•	•	•	•
Anti-lock Braking System (ABS)	•	•	•	•
Electronic Brake Distribution (EBD)	•	•	•	•
Brake Assist (BA)	•	•	•	•
Auto Brake Hold (ABH)	•	•	•	•
Hill Start Assist (HSA)	•	•	•	•
Emergency Stop Signal (ESS)	•	•	•	•
Front Sensors	-	4	4	4
Reverse Sensors	4	4	4	4
Reverse Camera	Multi-angle			
Honda LaneWatch Camera (LWC)	•	•	•	•
Honda SENSING (FCW, CMBS, LDW, LKAS, RDM, ACC, LSF, AHB)	-	•	•	•
Driver Attention Monitor	•	•	•	•
Security Alarm with Immobiliser	•	•	•	•

• Standard

^ Combination Leather

Actual model, features and specifications may vary in detail from images shown. Subject to change without prior notice.

Colours are subject to stock availability.

* Colour available with Black Edition only.

**Android Auto™ will be available upon official launch of the service in Malaysia.

Authorised Dealer:

ENDLESS SUPREMACY